
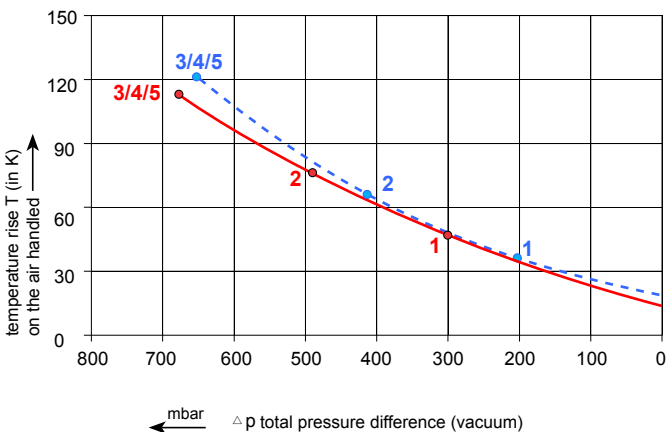
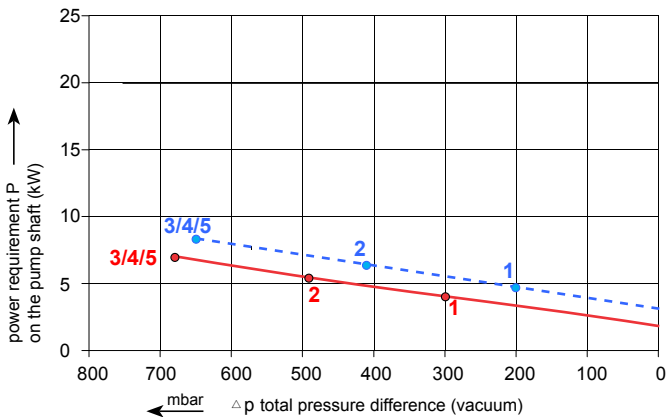
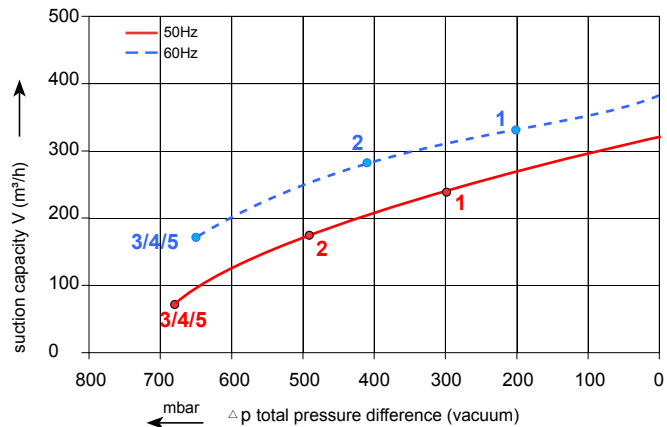


Data sheet 3MV 350-3

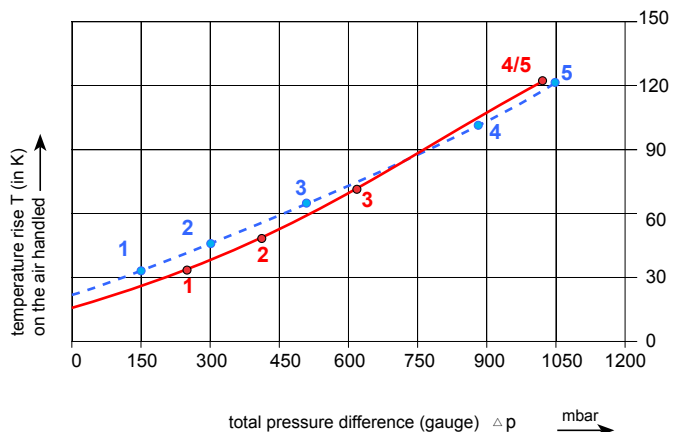
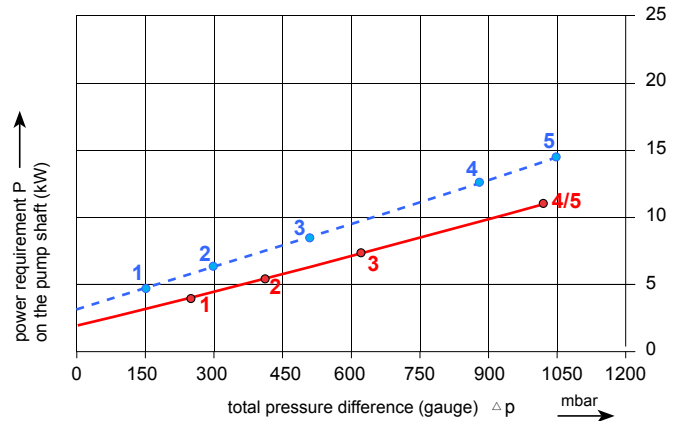
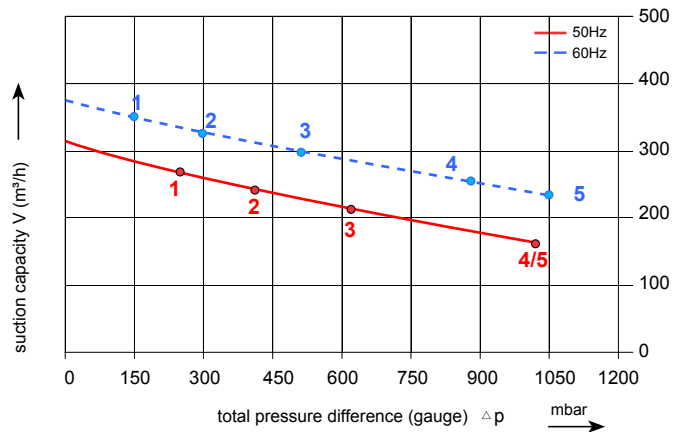
Side channel blower with IE2-motors



Performance curve for Vacuum pump



Performance curve for Compressor



The performance curves are based on air at a temperature of 15 °C and atmospheric pressure of 1013 mbar with a tolerance of +/- 10 %. The total pressure differences are valid for suction and ambient temperatures up to 25 °C. For other conditions please confer with us.

Each 3MV type can be applied both as vacuum pump and compressor in continuous operation over the total stated performance curve range. The motors are available as standard for the input voltage range of 50 and 60 Hz and for protection category IP 55.

Selection and ordering data

Type 3MV350-3

Curve No.	Order No.	Frequency Hz	Rated Power KW	Input voltage V	Input current A	Permissible total differential pressure ²⁾		Sound pressure level ³⁾ dB(A)	Weight ca. kg
						Vacuum mbar	Compressor mbar		
3~ 50/60 Hz IP55 isolation material class F									
1	3MV 350-3AAT37	50	4.0	350-450 Δ /610-725Y	8.4 Δ /4.8Y	-300	250	69	118
		60	4.6	400-500 Δ /690-725Y	8.2 Δ /4.7Y	-200	150	72	
2	3MV 350-3AAT47	50	5.5	350-450 Δ /610-725Y	11.1 Δ /6.4Y	-490	410	70	118
		60	6.3	400-500 Δ /690-725Y	11.0 Δ /6.4Y	-410	300	74	
3	3MV 350-3AAT57	50	7.5	350-450 Δ /610-725Y	15.0 Δ /8.7Y	-680	620	70	126
		60	8.6	400-500 Δ /690-725Y	15.1 Δ /8.8Y	-650	510	74	
4	3MV 350-3AAT67	50	11.0	350-450 Δ /610-725Y	22.0 Δ /12.7Y	-680	1020	72	151
		60	12.6	400-500 Δ /690-725Y	22.0 Δ /12.9Y	-650	880	76	
5	3MV 350-3AAT77	50	15.0	350-450 Δ /610-725Y	30.5 Δ /17.3Y	-680	1020	70	162
		60	17.3	400-500 Δ /690-725Y	29.5 Δ /17.0Y	-650	1050	74	

Other voltage ranges

50 Hz	50 Hz Voltage range	60 Hz Voltage range	86 Hz(5000 rpm)	100 Hz(6000 rpm)	3MV... □ □
3 IE2/					
200 V D/345 V Y 500 V Y 230 V D/400 V Y 400 V D/690 V Y	180-240 V D /310-415 V Y 450-550 V Y 200-260 V D /350-450 V Y 350-450 V D /610-725 V Y	200...275 V D/345...480 V Y 520...600 V Y 230...290 V D/400...500 V Y 400...500 V D/690...725 V Y	----- ----- 400 V D -----	400 V D ----- ----- -----	T T T T 1 3 6 7